



The Electric  
**Fireplace**  
**Collection**

by **oer**

# Welcome to our latest innovative and exciting range of electric fireplaces and media units.

**OER (Olde Englande Reproductions) have been designing and manufacturing fireplaces for over 30 years and have over 18 years of awards for their designs and service. This range of fireplaces has been designed to incorporate the latest technology in electric fires.**

We are proud to use the finest materials within these designs — natural oak (sustainably sourced), natural real slate veneers and porcelain.

Our painted components have a durable satin finish and any of our designs can be made to measure in a wide choice of colours and materials — your fireplace is hand-made to your order.

We believe we have created a range of desirable fireplaces to suit all types of homes that incorporate the following unique advantages:

- No structural installation (excluding Hilton)
- Flat wall fix – no chimney or flue required
- Minimal or no assembly
- Complete bespoke service, choose your colour and size
- LED electric fires with additional options

For even more choice, please visit  
**[www.oerfireplaces.com](http://www.oerfireplaces.com)**



# Contents

<b>Tivoli</b>	<b>4-7</b>
<b>Rialto</b>	<b>8-9</b>
<b>Madison 1000</b>	<b>10-11</b>
<b>Madison 700</b>	<b>12-13</b>
<b>Monaco</b>	<b>14</b>
<b>Aspen</b>	<b>15</b>
<b>Emerson 33</b>	<b>16</b>
<b>Emerson 22</b>	<b>17</b>
<b>Olympia</b>	<b>18-19</b>
<b>Roc 2</b>	<b>20-21</b>
<b>Lexington</b>	<b>22</b>
<b>Hudson</b>	<b>23</b>
<b>Icon</b>	<b>24</b>
<b>Vancouver</b>	<b>25</b>
<b>Alpine</b>	<b>26-27</b>
<b>Alaska</b>	<b>28-29</b>
<b>California</b>	<b>30-31</b>
<b>Hilton</b>	<b>32-33</b>
<b>Chimney breast &amp; hearth plinths</b>	<b>34</b>
<b>Colour &amp; feature guide</b>	<b>35</b>



# TIVOLI


with media unit

Oak panels and plinth with natural textured beige stone veneer shelf and Marseille grey satin base, full options available. Incorporating the 1030 open-fronted EvoFlame 2kW fire with manual and app controls.

Includes media wall with remote multi-colour lights and optional accessory shelf. Made to suit most TVs and sound bars.

Additional e-tablet control system available. Wide range of side panel options and glass-fronted fire available.

Free standing fireplace for a flat wall, minimal assembly.



Beige stone veneer shelf

### Overall size

Width: 1520mm

Height: 1950mm

Depth: 470mm







**MADE TO MEASURE**



**OTHER COLOURS AVAILABLE**



**APP CONTROL**





MADE TO  
MEASURE



OTHER  
COLOURS  
AVAILABLE



APP  
CONTROL







# TIVOLI

Oak panels and plinth with beige stone veneer shelf and Marseille grey satin base, full options available. Incorporating the 1030 open-fronted EvoFlame 2kW fire with manual and app controls.

Additional e-tablet control system available. Wide range of side panel options and glass-fronted fire available.

Optional media wall with remote multi-colour lights and accessory shelf (see page 4).

Free standing fireplace for a flat wall, minimal assembly.



Beige stone veneer shelf

## **Overall size**

Width: 1520mm

Height: 810mm

Depth: 470mm

# RIALTO

In satin white finish with the 500 open-fronted EvoFlame 2kW fire, manual control or downloaded app. Left or right handed additional units and bases can be added.

Additional e-tablet control system available. glass-fronted fire available. Sizes are adjustable on-site.

Free standing fireplace for a flat wall, minimal assembly. Adjustable base

## Overall size

Width: 2140mm

Height: 820mm

Depth: 380mm





**MADE TO  
MEASURE**



**OTHER  
COLOURS  
AVAILABLE**



**APP  
CONTROL**





MADE TO  
MEASURE



OTHER  
COLOURS  
AVAILABLE



APP  
CONTROL







# MADISON 1000

In white satin finish with natural oak shelf and staggered side panels. Grey porcelain plinth, 1000 open-fronted EvoFlame 2 kW fire with manual or downloaded app control.

Additional e-tablet control system available. Wide range of side panel options and glass fronted upgrade available.

Free standing fireplace for a flat wall, no assembly.

## **Overall size**

Width: 1634mm

Height: 850mm

Depth: 340mm

# MADISON 700

In white satin finish with greywash oak shelf and grey porcelain side panels and plinth (options available). 700 open-fronted 2kW fire with manual or downloaded app control.

Wide range of side panel options and glass fronted upgrade available.

Free standing fireplace for a flat wall, no assembly.

## **Overall size**

Width: 1321mm

Height: 871mm

Depth: 343mm





**MADE TO  
MEASURE**



**OTHER  
COLOURS  
AVAILABLE**



**APP  
CONTROL**





MADE TO  
MEASURE



OTHER  
COLOURS  
AVAILABLE



REMOTE  
CONTROL



# MONACO

Full white suite with durable back panel and hearth including the 1.6kW virtual reality fire, flame options and thermostatic remote control.

Open-fronted fire.

Glass front option.

Free standing fireplace for a flat wall,  
no assembly required.

## Overall size

Width: 1270mm

Height: 1194mm

Depth: 305mm



MADE TO  
MEASURE



OTHER  
COLOURS  
AVAILABLE



REMOTE  
CONTROL

## THE ASPEN

Shown in satin white with featuring the 900 glass fronted fire.  
Thermostatic remote control included, glass can be removed for an open -  
fronted appliance.

Free standing fireplace for a flat wall, no assembly required

### Overall size

Width: 1480mm

Height: 855mm

Depth: 385mm



MADE TO  
MEASURE



OTHER  
COLOURS  
AVAILABLE



REMOTE  
CONTROL



## EMERSON 33

In satin white finish, available in any colour combination with the 1.6kW virtual reality fire, flame options and thermostatic remote control.

Open-fronted fire.

Free standing fireplace for a flat wall, no assembly required.

### Overall size

Width: 1370mm

Height: 970mm

Depth: 380mm





**MADE TO  
MEASURE**



**OTHER  
COLOURS  
AVAILABLE**



**REMOTE  
CONTROL**

## EMERSON 22

In satin white finish with dawn grey bench. Available in any colour combination including the 1.6kW virtual reality fire, flame options and thermostatic remote control.

Open-fronted fire.

Free standing fireplace for a flat wall, no assembly required.

### **Overall size**

Width: 1095mm

Height: 1070mm

Depth: 380mm



**MADE TO  
MEASURE**



**OTHER  
COLOURS  
AVAILABLE**




**REMOTE  
CONTROL**



# THE OLYMPIA

White satin shelf and side panels featuring grey smooth concrete base and square steel legs. LED downlights included under top shelf. Featuring the 1400 3-sided fire including thermostatic remote control. Front glass can be removed for an open - fronted appliance.

Free standing fireplace for a flat wall, minimal assembly required.



Concrete laminate

## Overall size

Width: 2000mm

Height: 955mm

Depth: 420mm





## ROC 2

Satin white chimney breast with real grey slate veneer shelf incorporating Vision E-line 900 3-sided fire with thermostatic remote control included. Front glass can be removed for an open - fronted appliance.

Flat wall fix, minimal assembly required and wall fixings supplied.

### Overall size

Width: 1170mm

Height: 1385mm

Depth: 355mm



Grey slate  
laminare





**MADE TO  
MEASURE**



**OTHER  
COLOURS  
AVAILABLE**



**REMOTE  
CONTROL**



MADE TO  
MEASURE



OTHER  
COLOURS  
AVAILABLE



APP  
CONTROL



# LEXINGTON

White satin finish incorporating 700 open-fronted 2kW fire with manual and downloaded app control. Additional e-tablet control system available. Glass-fronted upgrade available.

Flat wall fix, minimal installation required.

## Overall size

Width: 1320mm

Height: 530mm

Depth: 230mm

**22** Fire can be ordered as a recessed model, not hang on the wall, if required.





**MADE TO  
MEASURE**



**OTHER  
COLOURS  
AVAILABLE**



**REMOTE  
CONTROL**

## HUDSON

Shown in Astoria grey satin with oak shelf and log store, thermostatic remote control 1.6kW fire which incorporates UltiFlame virtual reality fire with flame options.

Open-fronted fire.

Free standing fireplace for a flat wall, no assembly required.

### **Overall size**

Width: 1145mm

Height: 1040mm

Depth: 300mm



MADE TO  
MEASURE



OTHER  
COLOURS  
AVAILABLE



APP  
CONTROL



## ICON

In Astoria grey satin finish with real slate veneer base. Incorporates 2kW EvoFlame 3 sided fire with manual and downloaded app control. Additional e-tablet control system available.

Free standing fireplace for a flat wall, minimal assembly.

**24** Open fronted fire, glass fronted upgrade available.



Grey slate  
laminare

### Overall size

Width: 1250mm

Height: 1132mm

Depth: 375mm





**MADE TO  
MEASURE**



**OTHER  
COLOURS  
AVAILABLE**



**REMOTE  
CONTROL**

## THE VANCOUVER

Astoria grey satin finish with real grey slate veneer base. Featuring the 900 3 sided glass fronted fire. Thermostatic remote control included, front glass can be removed for an open-fronted appliance.

Flat wall fix, minimal assembly

### Overall size

Width: 1250mm

Height: 915mm

Depth: 375mm



Grey slate  
veneer



MADE TO  
MEASURE



OTHER  
COLOURS  
AVAILABLE



REMOTE  
CONTROL



## ALPINE

wall hung

White riven laminate shelf and base complimented by Woodhaven grey side panels. Featuring the glass fronted 3-sided fire with thermostatic remote control included. Front glass can be removed for an open - fronted appliance.

Minimal installation, fixing brackets supplied.


Can be floor standing as P27.

### Overall size

Width: 1200mm

Height: 700mm

Depth: 375mm



White laminate





MADE TO  
MEASURE



OTHER  
COLOURS  
AVAILABLE



APP  
CONTROL




## ALPINE

floor standing

White riven laminate shelf and base complimented by Woodhaven grey side panels. Featuring the glass fronted 3-sided fire with thermostatic remote control included. Front glass can be removed for an open - fronted appliance.

Minimal installation, fixing brackets supplied.

Can be wall hung as P26.



White laminate

### Overall size

Width: 1250mm

Height: 1132mm

Depth: 375mm

# THE ALASKA

White satin freestanding suite featuring the glass fronted 3-sided fire with thermostatic remote control included.

Front glass can be removed for an open-fronted appliance.

Minimal installation, fixing brackets supplied.

## **Overall size**

Width: 1370mm

Height: 760mm

Depth: 375mm







**MADE TO  
MEASURE**



**OTHER  
COLOURS  
AVAILABLE**



**REMOTE  
CONTROL**



MADE TO  
MEASURE



OTHER  
COLOURS  
AVAILABLE



REMOTE  
CONTROL



## CALIFORNIA

Available as a floorstanding suite or with optional log store base as P 31.  
Shown in Hampton grey and smooth concrete effect base and fascia.  
Featuring the 900 fire with thermostatic remote control.

Glass can be removed for an open fronted appliance.

### Overall size

Width: 1368mm

Height: 750mm

Depth: 410mm

30

Free standing, flat wall fix, minimal assembly.



**MADE TO  
MEASURE**




**OTHER  
COLOURS  
AVAILABLE**



**REMOTE  
CONTROL**

## **CALIFORNIA** with base



Grey concrete  
laminare

### **Overall size**

Width: 1368mm

Height: 905mm

Depth: 410mm

Available as an optional log store or as a base floorstanding suite as P 30.  
Shown in Hampton grey and smooth concrete effect base and fascia.  
Featuring the 900 fire with thermostatic remote control.

Glass can be removed for an open fronted appliance.

Free standing, flat wall fix, minimal assembly.



# THE HILTON

Satin white surround, contrasting Astoria grey satin slips and 'Ash' tiled hearth. Featuring the 75 fire including thermostatic remote control.

Glass can be removed for an open fronted appliance.

Requires assembly and fitting, full chimney breast depth required.

## Overall size

Width: 1321mm

Height (including hearth): 1250mm

Depth of hearth: 381mm






**MADE TO MEASURE**



**OTHER COLOURS AVAILABLE**



**REMOTE CONTROL**





## **Purpose-built chimney breasts**

*Only available in a primed finish*

We can build any chimney breast to suit any electric fire requirements, choose your size and colour.

Any size TV recess available as above.

## **Made to measure floating hearths**

We can build any base to suit any electric fire requirements as above. Choice of materials include timber, painted finishes and our NEW textured slate and beige stone veneers.

For more information regarding our handmade fireplace suites or components, please discuss with your appointed local retailer.



# Standard Colours

Special colours available on request\*

Please note that our products are manufactured using natural materials, slate, stone, and timber, therefore grain, veining, colours and textures are all unique to each fireplace. \*Supplement charge will apply for special colours. Please contact us to locate your nearest stockist or to request samples.




Woodhaven Grey



Hampton Grey




Cheltenham Grey



Marseille Grey



Grey Slate Veneer




Astoria Grey




Cream



Parchment




White



Beige Stone Veneer



Walnut on Mahogany




Natural Oak




Grey Wash Oak



Mediterranean Pine



Alpine White Laminate

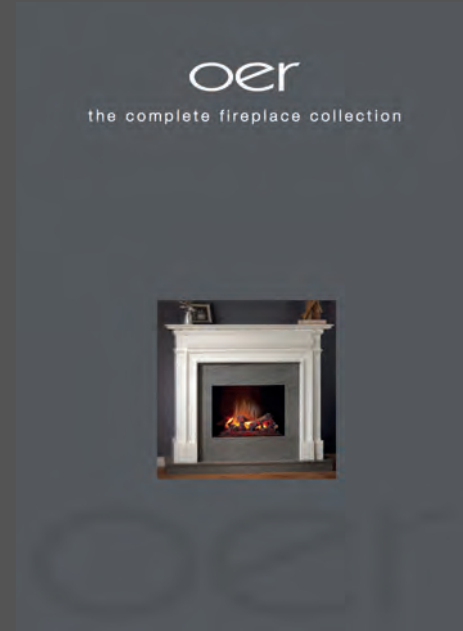


Concrete Laminate

	Tivoli media wall	Tivoli	Rialto	Madison1000	Madison700	Monaco	Aspen	Emerson33	Emerson22	Olympia	Roc 2	Lexington	Hudson	Icon	Vancouver	Alpine	Alaska	California	Hilton
Bespoke sizes	-	-	-	-	-	-	-	-	-	-	-	-	-	-	-	-	-	-	-
Special colours	-	-	-	-	-	-	-	-	-	-	-	-	-	-	-	-	-	-	-
Slate/Laminate	-	-								-	-			-	-	-		-	
Remote control	+	+	+	+	+							+	+	+					
Freestanding minimal install		-		-	-	-		-	-				-						

- Standard + Upgrade available

\*Please note bespoke sizes over 3" will be an additional charge



**OER (Olde Englande Reproductions Ltd)**

Fireplace Works  
Longton  
Stoke-on-Trent  
Staffordshire  
ST3 1PN

**01782 319350**

[www.oerfireplaces.com](http://www.oerfireplaces.com)  
[sales@oerfireplaces.com](mailto:sales@oerfireplaces.com)

 /oerfireplacesandstoves

 /oerfireplaces

 /oerfireplaces

by **oer**